

TEMPLESTOWE VALLEY PS

50TH ANNIVERSARY CELEBRATIONS

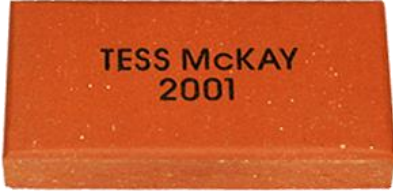




PAVE YOUR WAY INTO TVPS HISTORY . . .

In order to commemorate and celebrate 50 years of learning at Templestowe Valley Primary School, we would like to design and build a “Walk of Fame” leading into our school. This “walk” - path - will be built from individualised pavers purchased and donated by past and present students, staff and families and will be a lasting legacy for all to share.

The pavers for our paths will be either printed or hand drawn.

- Printed pavers can be individual or designed for the family. These pavers are engraved with text and can be from 1 to 2 pavers in size. *Only English text available.*
- Hand drawn pavers are printed from a simple black and white drawing. This type of paver allows for individual design and creativity. Names can be written in other languages with this paver. Characters needs to be clearly written in black marker.
- Three different options - paver types - are available:

<p>Option 1</p> 	<p>NAME PAVER</p> <ul style="list-style-type: none"> • Engraved text (<i>English text only</i>) • Maximum 3 lines per paver • Maximum 17 characters per line • Paver size – 230 x 115 x 40mm 	<p>\$35</p>
<p>Option 2</p> 	<p>DOUBLE NAME PAVERS</p> <ul style="list-style-type: none"> • Engraved text (<i>English text only</i>) • Maximum 6 lines per paver • Maximum 17 characters per line • Paver size – 230 x 345 x 40mm 	<p>\$70</p>
<p>Option 3</p> 	<p>HAND DRAWN PAVER</p> <ul style="list-style-type: none"> • Simple drawing or picture • Black and white only • Best quality when drawn with black Artline 70 marker • Paver size – 230 x 115 x 40mm 	<p>\$40</p>

**WOULD YOU OR YOUR FAMILY LIKE TO DONATE A PAVER TO OUR TEMPLESTOWE VALLEY COMMEMORATIVE PATH?
WOULD YOU LIKE TO LEAVE A LEGACY AND BE A SPECIAL PART OF TEMPLESTOWE VALLEY 50TH ANNIVERSARY?**

YES? Please complete the attached forms – selecting paver type/style/quantity & payment method to place an order & donate a paver to our commemorative path.

CONTACT DETAILS:




Name of Purchaser: _____

Contact Phone Number: _____

Eldest Child at Templestowe Valley PS (if applicable): _____

Class: _____

ORDER (Pavers to be purchased and donated):

	Option 1 NAME PAVER @ \$35 <i>English Text Only</i>	Option 2 DOUBLE NAME PAVERS @ \$70 <i>English Text Only</i>	Option 3 HAND DRAWN PAVER @ \$40
			
Number to be purchased & donated to TVPS			
Total Cost			

Payment needs to be made at time of ordering – cash or credit card payments only. Please complete all details on attached payment form.

All orders need to be placed by Friday November 1st, 2019.

Pavers will then be ordered through *Design a Brick*. Once engraved or printed, they will be delivered to Templestowe Valley PS for path construction.

ORDER FORM FOR NAME PAVERS - OPTIONS 1 & 2.

ENGRAVING DETAILS – MAX 17 CHARACTERS PER LINE – ENGLISH TEXT ONLY

Please print clearly using ALL CAPITALS.

Each box represents a character (letter, number, punctuation mark or space). No hand drawings.

OPTION 1 – ***NAME PAVER*** - COMPLETE UP TO 3 LINES in **AREA 1**

OPTION 2 - ***DOUBLE NAME PAVERS*** - COMPLETE UP TO 6 LINES in total from **AREAS 1 & 2**

AREA 1

ALL PAVERS

L 1	<input type="text"/>	<input type="text"/>	<input type="text"/>	<input type="text"/>	<input type="text"/>	<input type="text"/>	<input type="text"/>	<input type="text"/>	<input type="text"/>	<input type="text"/>	<input type="text"/>	<input type="text"/>	<input type="text"/>	<input type="text"/>	<input type="text"/>	<input type="text"/>
L 2	<input type="text"/>	<input type="text"/>	<input type="text"/>	<input type="text"/>	<input type="text"/>	<input type="text"/>	<input type="text"/>	<input type="text"/>	<input type="text"/>	<input type="text"/>	<input type="text"/>	<input type="text"/>	<input type="text"/>	<input type="text"/>	<input type="text"/>	<input type="text"/>
L 3	<input type="text"/>	<input type="text"/>	<input type="text"/>	<input type="text"/>	<input type="text"/>	<input type="text"/>	<input type="text"/>	<input type="text"/>	<input type="text"/>	<input type="text"/>	<input type="text"/>	<input type="text"/>	<input type="text"/>	<input type="text"/>	<input type="text"/>	<input type="text"/>

AREA 2

DOUBLE PAVERS

L 1	<input type="text"/>	<input type="text"/>	<input type="text"/>	<input type="text"/>	<input type="text"/>	<input type="text"/>	<input type="text"/>	<input type="text"/>	<input type="text"/>	<input type="text"/>	<input type="text"/>	<input type="text"/>	<input type="text"/>	<input type="text"/>	<input type="text"/>	<input type="text"/>
L 2	<input type="text"/>	<input type="text"/>	<input type="text"/>	<input type="text"/>	<input type="text"/>	<input type="text"/>	<input type="text"/>	<input type="text"/>	<input type="text"/>	<input type="text"/>	<input type="text"/>	<input type="text"/>	<input type="text"/>	<input type="text"/>	<input type="text"/>	<input type="text"/>
L 3	<input type="text"/>	<input type="text"/>	<input type="text"/>	<input type="text"/>	<input type="text"/>	<input type="text"/>	<input type="text"/>	<input type="text"/>	<input type="text"/>	<input type="text"/>	<input type="text"/>	<input type="text"/>	<input type="text"/>	<input type="text"/>	<input type="text"/>	<input type="text"/>

OFFER CLOSES FRIDAY NOVEMBER 1ST

Please complete the PAVER DETAILS on the selected attached FORM

CONTACT DETAILS AND PAYMENT OPTIONS :

Name	Phone	Payment Amount
<input type="text"/>	<input type="text"/>	\$ <input type="text"/>

Payment Options (please circle) : **CASH** **CARD**

Credit Card payments can be made at the TVPS Office, or via the form below

Credit Card Payments Option : Credit Card Type (please circle) Visa / Master Card


Name on Credit Card :

Credit Card Number	Expiry Date	CRC Number
<input type="text"/>	<input type="text"/> / <input type="text"/>	<input type="text"/>

ORDER FORM FOR HAND DRAWN PAVERS – OPTION 3


Follow these simple RULES to produce a quality engraved paver

- Use only a quality **Black** marker pen with a tip size no less than 2 mm thick. We recommend an ARTLINE 70 High Performance marker available at most stationery stores and supermarkets.
- **DO NOT USE BALL POINT PENS, PENCILS, CRAYONS OR COLOURED MARKERS.**
- If you are drawing over a pencil sketch, ensure that all pencil marks have been erased.
- Keep drawing and text large and simple. Do not use fine details, as they will not appear on the finished product.
- **Do not use digital images.** The engraving process has been setup for hand drawn images only.



GOOD DRAWING SAMPLE

- Simple sketch
- Large writing
- Thick Lines



POOR DRAWING SAMPLE

- Digital Drawing
- Used Pen
- Thin lines

DRAW WITHIN THE DOTTED LINE BOX BELOW.

Anything drawn outside the box will NOT be engraved



NAME (same as form):